



brem'er stadsmuzikanten



Naam:




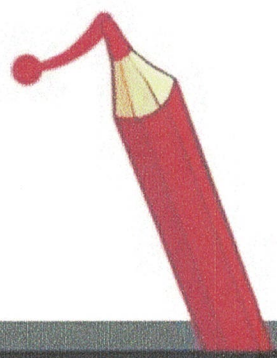







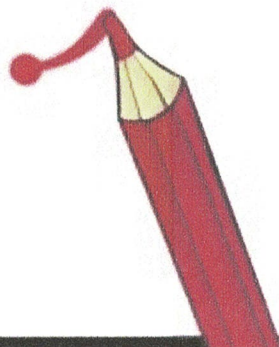










VIND DE 10 VERSCHILLEN


VIND DE 10 VERSCHILLEN







De Bremer Stadsmuzikanten



1. Mars

Wiesje Miedema

Musical notation for the first line of the song, featuring a treble clef, a key signature of one sharp (F#), and a 4/4 time signature. The melody consists of two measures. The first measure has a fermata over the first two notes, with a '2' above it. The second measure has a fermata over the last two notes, with a '1' above it. The lyrics are 'Stap stap stap.' repeated twice.

Stap stap stap. Stap stap stap.

Musical notation for the second line of the song. The melody consists of two measures. The first measure has a fermata over the last two notes, with a '1' above it. The second measure has a fermata over the last two notes, with a '1' above it. The lyrics are 'Wij gaan op reis, hoe vind je dat?'.

Wij gaan op reis, hoe vind je dat?

Musical notation for the third line of the song. The melody consists of two measures. The first measure has a fermata over the last two notes, with a '1' above it. The second measure has a fermata over the last two notes, with a '1' above it. The lyrics are 'Pak je in-stru-ment en volg ons door het land, we'.

Pak je in-stru-ment en volg ons door het land, we

Musical notation for the fourth line of the song. The melody consists of two measures. The first measure has a fermata over the last two notes, with a '1' above it. The second measure has a fermata over the last two notes, with a '1' above it. The lyrics are 'gaan naar Bre-men als mu-zi-kant.'.

gaan naar Bre-men als mu-zi-kant.